

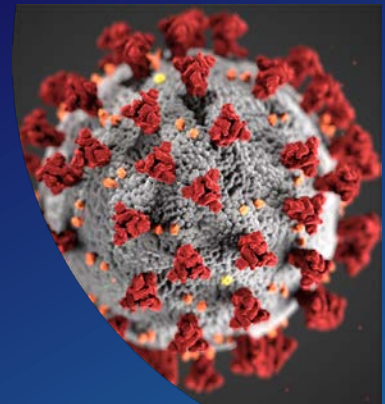
COVID-19 Update
Board of Supervisors
November 17, 2020

COVID-19 Board of Supervisors Update – November 17, 2020

- Statewide Tier Movement
- What Move To Purple Tier Means
- What Is Open Outdoors And Indoors
- School Opening Under Purple
- Health Metrics And Testing
- Adjudication With The State
- Public Health Officer Update
- Vaccines
- Surge Planning
- Plan Of Action



COUNTY *of* **VENTURA**



Statewide Tier Movement (In One Week)

Last Week Tier Status



PURPLE: 13 Counties

RED: 22 Counties

ORANGE: 17 Counties

YELLOW: 6 Counties

Current Tier Status with Emergency Brake



PURPLE: 41 Counties

RED: 11 Counties

ORANGE: 4 Counties

YELLOW: 2 Counties

(From Governors COVID Briefing 11.16.2020)

What the Move to Purple Means

- **Move to Purple Tier effective for county on midnight of 11/17/20**
- **Must remain in assigned tier for a minimum of three weeks**
- **County must meet case and positivity metrics for next lowest tier for two consecutive weeks before advancing to next tier**
- **To move to red tier from purple requires case rate < 7 and positivity $< 8\%$**

What's Open Outdoors in Purple

Following sectors are permitted for **OUTDOOR operations only**:

- Restaurants
- Wineries
- Bars, pubs, brewpubs and breweries - outdoors if offering sit-down, outdoor meals
- Places of worship
- Gyms and Fitness Centers
- Family Entertainment Centers (e.g. bowling alleys, miniature golf, batting cages, kart racing, and arcades)
- Movie theaters
- Museums, zoos, aquariums
- Playgrounds and recreational facilities (trails, campgrounds, etc.)
- Cardrooms, satellite wagering

Outdoor operations may be conducted under a tent, canopy, or other shelter if no more than one side is closed.

What's Open Indoors in Purple

Following sectors are permitted for **Indoor operations** with modifications:

- All retail
- Hair salons and barbershops
- Libraries
- Nail salons and electrolysis operations
- Personal care services (e.g. body waxing, estheticians, tattoo, massage)
- Professional sports (without live audiences)
- Shopping centers (e.g. malls, destination centers, swap meets, excluding food courts and common areas)
- Critical infrastructure

School Opening in Purple

In alignment with California Department of Health requirements:

- Schools that have already reopened for in-person instruction (including under a waiver or phased re-opening) are permitted to continue in-person instruction
- Schools that have not re-opened must wait until eligible via county move back to red-tier or by filing a waiver for TK-6
- Schools conducting in-person instruction must maintain COVID mitigation measures in compliance with guidance from CDPH and Ventura County Public Health

Ventura County Metrics

Report Navigation:

VC Summary
Tables

Ventura County
Overview

View By
Community

View Testing
Data

Healthcare
System Data

COVID Deaths
Data

CDPH Blueprint
Info

7 Day Average Case Rate per
100,000

13.3

> 7

4 - 7

1 - 3.9

< 1

7 Day PCR Testing Positivity
Rate

4.5%

> 8%

5 - 8%

2 - 4.9%

< 2%

Health Equity 7 Day PCR Testing
Positivity Rate

6.0%

> 8%

5 - 8%

2.2 - 5.2%

< 2.2%

Original County Monitoring Measures

Average Daily Tests per
100,000 Over Past 7 Days

402

Goal: 150

Percent of ICU Beds
Currently Available

29%

Goal: 20%

Percent of Ventilators
Currently Available

88%

Goal: 25%

Change in 3-Day Average
COVID-19 Hospitalized
Patients

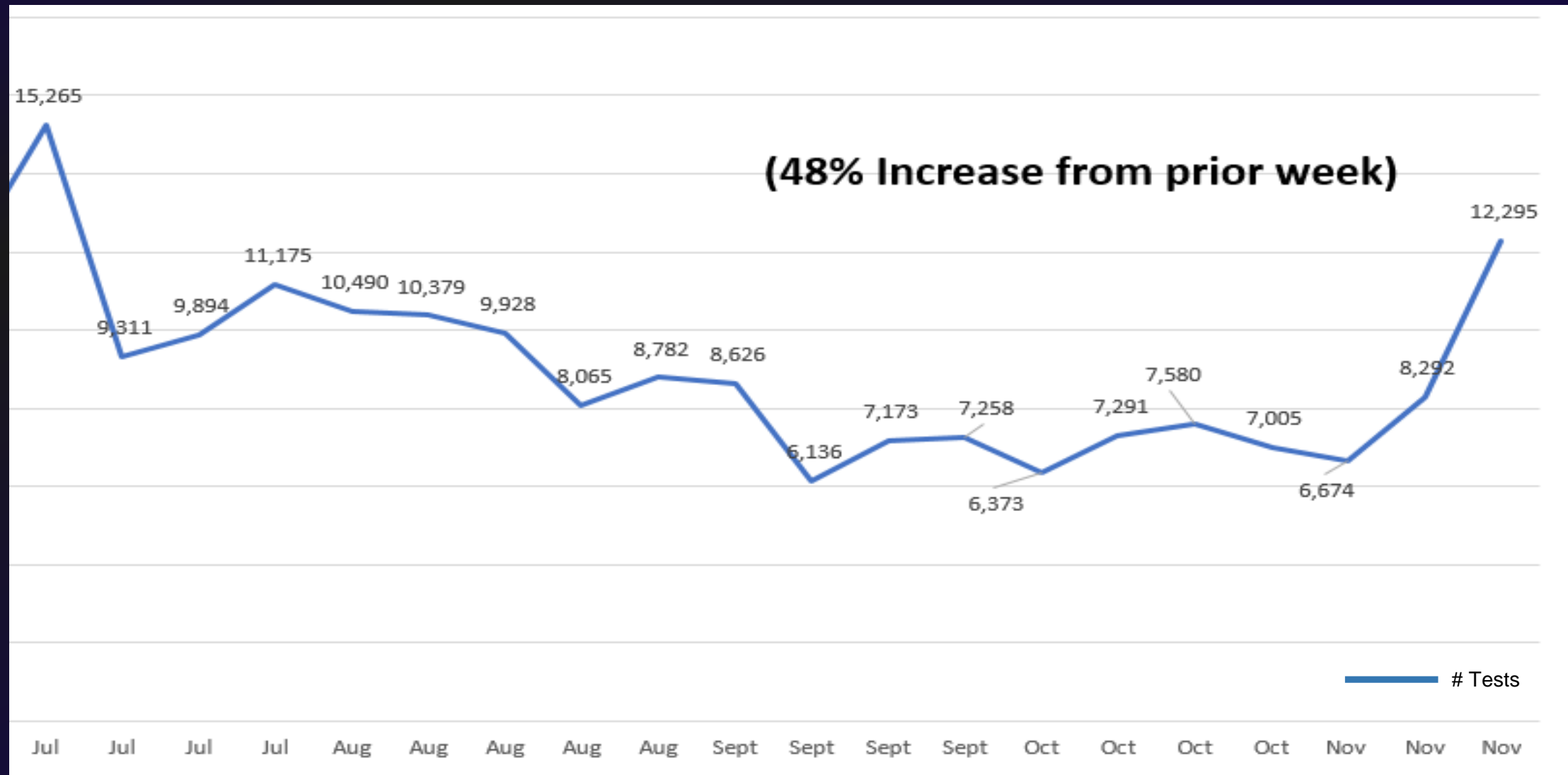
6%

Goal: 10%

[Click here for additional information on California's blueprint for a safer economy.](#)

Please be aware that these measures may differ from other state and locally reported data due to timing and the method of calculation. For example, local data is calculated and published the same day it is received, whereas data reported by the state is from the previous day. Additionally, the state "County Monitoring Measures" use a "lag time" in the calculation to allow for inclusion of cases that may have a delay in reporting. Source: The data displayed here is provided by the California Department of Public Health.

Increased Testing



Testing Makes a Difference

From 11/9 to 11/13 at the Ventura County Fairgrounds Site:

- **5,165 persons tested (1,033 daily average)**
- **2,065 (39%) symptomatic**
- **337 tested positive (7%)**

Adjudication with the State

- **Local tracing data indicates bulk of spread coming from household gatherings – not from businesses**
- **One of a kind business ambassador program**
- **99.9% business compliance based on state inspections**
- **Data driven approach with local control**
- **Additional business assistance**

Public Health Officer Update

Total Number of Ventura County Cases from Last 3 weeks

- **October 25-31:** **500**
- **November 01-07:** **718 (43.6% increase from previous week)**
- **November 08-14:** **896 (79.2% increase from October 31st, and 24.8% increase from previous week)**

Public Health Officer Update

Ventura County Cases by Setting As of November 12th:

- Long-term Care Facility 770 (4.9%)
- Grocery and Food Service 300 (1.9%)
- School 97 (0.6%)
- Other (8.5%)

Public Health Officer Update

464 COVID Cases in Ventura for Week Ending October 31

- **169 (36.4%) More than 1 case at the same address**
- **45 (9.7%) Attended a large gathering**
- **14 (3.0%) Associated with an outbreak**
- **9 (1.9%) Residents or staff from a Long Term Care Facility**
- **12 (2.6%) Healthcare workers**

Public Health Officer Update

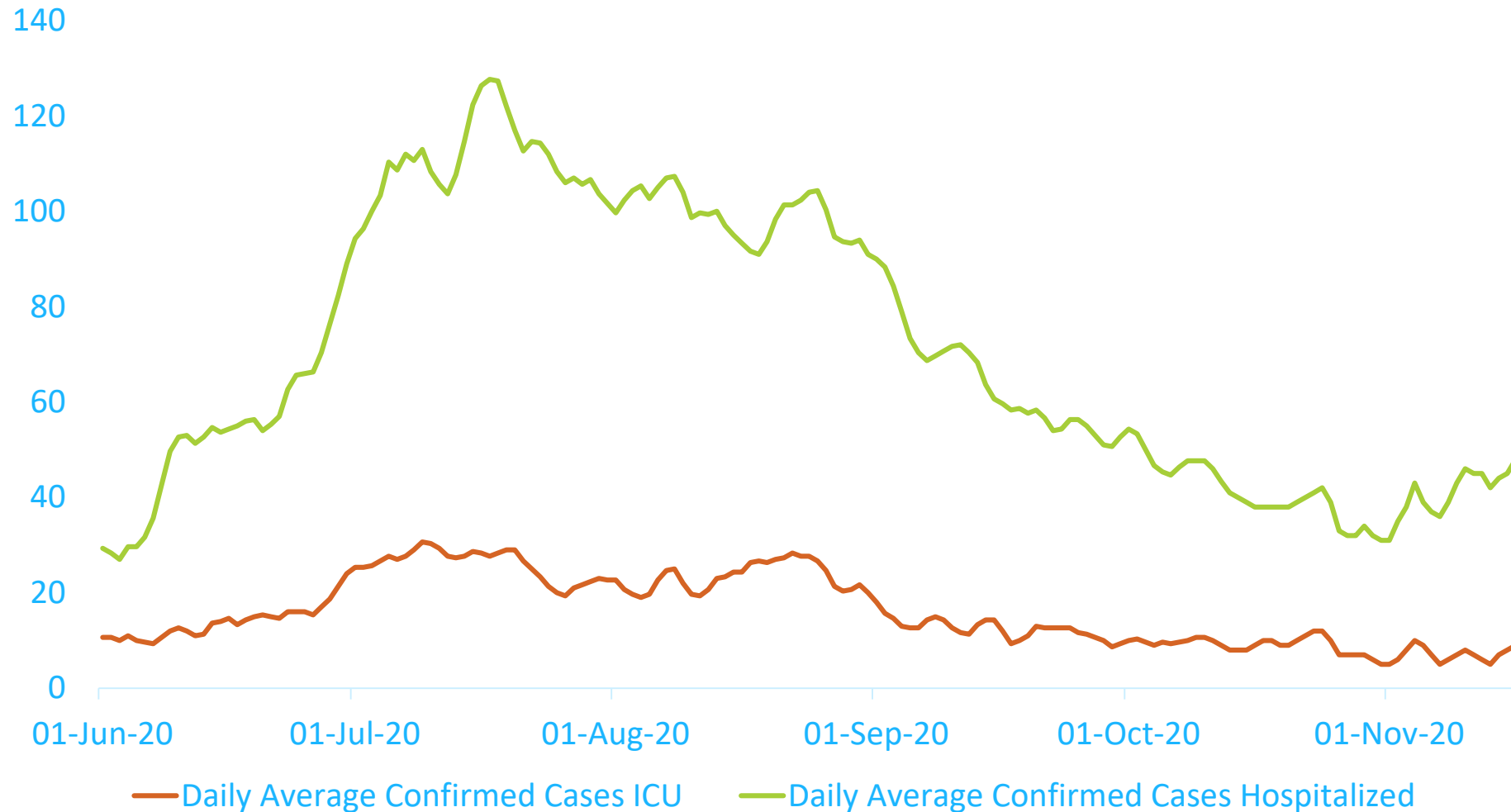
Transmission of COVID Cases Statewide

- 50% Healthcare Services
- 15% Miscellaneous/Other
- 7% Restaurants
- 1% Schools (higher education)
- 0.8% Private homes

COVID-19 Vaccine

- **11 vaccines in late-stage trials**
- **Recent Moderna announcement 94% effectiveness in phase 3 trials**
- **Multiple levels of safety review**
- **Initial quantities distributed to frontline workers**
- **Not available in large quantities until 2nd quarter 2021 or after**
- **County Vaccine Task Force**

Daily Number of Hospitalized COVID-19 Patients Past 3 Day Average - June 1 to November 16th



Surge Preparedness

- **700+ Identified Surge Capacity Beds in Ventura County Hospitals**
- **118 Current Staffed and Available Non-ICU Beds**
- **15 Current Staffed and Available Adult ICU Beds**
- **Hospitals are Currently Reviewing and Updating Surge Plans**
- **Supply chain preparedness for surge**

Plan of Action

- **Expanded testing**
- **Vaccine preparations**
- **Additional business support**
- **Adjudication with the State**
- **Surge Readiness**
- **Prevention – social distancing, mask wearing, stay at home, personal responsibility**

Working Together, We Can Help Our Communities Safely Re-Open

